

# Hypochlorite CHEMets® Kit

**K-5808/R-5808:** 0 - 1.55% NaOCl

**K-5816/R-5808:** 0 - 12.5% NaOCl

## Test Procedure

1. Using the 3 mL syringe, obtain **1.0 mL** of the sample to be tested and dispense into the empty **Sample Prep Cup**. Dilute to the 25 mL mark with distilled water. Use this diluted sample in Step 3.
2. Place a yellow pipette tip firmly onto the end of the MiniPet®<sup>4</sup> (fig. 1).  
**NOTE:** Use a fresh pipette tip for each test.
3. Depress the plunger on the minipet. Immerse the tip in the previously diluted sample and release the plunger. A portion of the sample will be drawn into the tip (fig. 2).  
**NOTE:** Do not touch the side or bottom of the sample container with the tip during sampling.
4. Hold the minipet over the empty sample cup, and depress the plunger to dispense sample (fig. 3).
5. Dilute the contents of the sample cup to the **25 mL mark with distilled water** (fig. 4).
6. Place the CHEMet ampoule, tip first, into the sample cup. Snap the tip. The ampoule will fill leaving a bubble for mixing (fig. 5).
7. To mix the ampoule, invert it several times, allowing the bubble to travel from end to end.
8. Dry the ampoule and wait **1 minute** for color development.

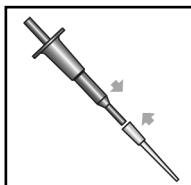


Figure 1

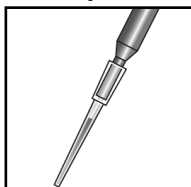


Figure 2



Figure 3

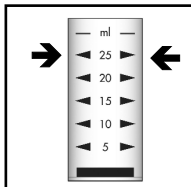


Figure 4

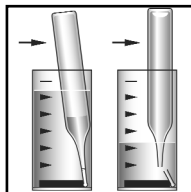


Figure 5

9. Obtain a test result by placing the ampoule between the color standards until the best color match is found (fig. 6).




Figure 6

## Test Method

The Hypochlorite CHEMets®<sup>1</sup> test kits employ the DPD chemistry.<sup>2,3</sup>

Halogens, ozone and halogenating agents will produce high test results.

1. CHEMets is a registered trademark of CHEMetrics, Inc. U.S. Patent No. 3,634,038
2. APHA Standard Methods, 22nd ed., Method 4500-Cl G - 2000
3. EPA Methods for Chemical Analysis of Water and Wastes, Method 330.5 (1983)
4. MiniPet is a registered trademark of Tricontinent Scientific, Inc.

## Safety Information

Read SDS (available at [www.chemetrics.com](http://www.chemetrics.com)) before performing this test procedure. Wear safety glasses and protective gloves.

Visit [www.chemetrics.com](http://www.chemetrics.com) to view product demonstration videos.

Always follow the test procedure above to perform a test.



[www.chemetrics.com](http://www.chemetrics.com)  
4295 Catlett Road, Midland, VA 22728 U.S.A.  
Phone: (800) 356-3072; Fax: (540) 788-4856  
E-Mail: [orders@chemetrics.com](mailto:orders@chemetrics.com)

Mar. 18, Rev. 9