

Hydrazine VACUettes® Kit

K-5005D/R-5005D: 0 - 12.5 ppm

K-5005A/R-5005A: 0 - 25 ppm

K-5005B/R-5005B: 0 - 50 ppm

K-5005C/R-5005C: 0 - 500 ppm

Test Procedure

1. Fill the dilutor snapper cup to the -ml- mark with **distilled water** (fig. 1).
2. Fill the micro-test tube approximately halfway with the sample to be tested (fig. 2).
3. Make sure that the VACUette tip is firmly attached to the ampoule tip.

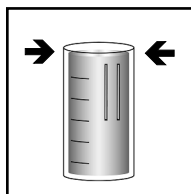


Figure 1

4. Holding the VACUette almost horizontally, touch the tip to the contents of the micro-test tube (fig. 2).

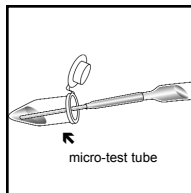


Figure 2

5. **Required for R-5005D only:** Pull the VACUette into a vertical position. A small portion of the collected sample should fall into the sleeve of the VACUette tip (fig. 3).

NOTE: If none of the sample falls **immediately**, tap lightly on the shoulder of the ampoule.

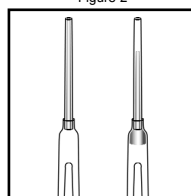


Figure 3

6. Place the VACUette between the vertical tip guides on the inside of the dilutor snapper cup. Snap the ampoule tip. The ampoule will fill leaving a bubble for mixing (fig. 4).

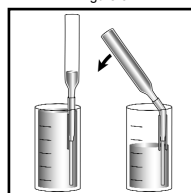


Figure 4

7. To mix the ampoule, invert it several times, allowing the bubble to travel from end to end.
8. Dry the ampoule and wait **10 minutes** for color development.

9. Obtain a test result by placing the ampoule, flat end first, into the comparator. Hold the comparator up toward a source of light and view from the bottom. Rotate the comparator until the best color match is found (fig 5).




Figure 5

Test Method

The Hydrazine VACUettes®¹ test kit employs the PDMAB chemistry.^{2,3} In an acidic solution, hydrazine reacts with PDMAB (p-dimethylaminobenzaldehyde) to form a yellow colored complex in direct proportion to the hydrazine concentration.

1. VACUettes is a registered trademark of CHEMetrics, Inc. U.S. Patent Nos. 4,537,747 & 4,596,780
2. L. C. Thomas and G. J. Chamberlin, Colorimetric Chemical Analytical Methods. 8th ed., p. 195, Method I (1974)
3. ASTM D 1385 - 07, Hydrazine in Water

Safety Information

Read SDS (available at www.chemetrics.com) before performing this test procedure. Wear safety glasses and protective gloves.

Visit www.chemetrics.com to view product demonstration videos.
Always follow the test procedure above to perform a test.



Simplicity in Water Analysis

www.chemetrics.com
4295 Catlett Road, Midland, VA 22728 U.S.A.
Phone: (800) 356-3072; Fax: (540) 788-4856
E-Mail: orders@chemetrics.com
Mar. 18, Rev. 7